

DEMONSTRATION MULTIPURPOSE SCHOOL, BHOPAL

STEP WISE PROCESS OF DEPOSITING SCHOOL FEE WITH SBI COLLECT

STEP 1. FOR OPENING SBI COLLECT PAGE CLICK ON THE LINK ENCIRCLED IN DMS SCHOOL WESITE

“WWW.DMSBHOPAL.EDU.IN”.

The screenshot shows the homepage of the Demonstration Multipurpose School Bhopal. The website is in English and features a navigation menu with links for Home, About, Academics, Facilities, Administration, Miscellaneous, Staff, Gallery, and Contact. The main content area is divided into three columns: Announcements, Downloads, and School Weblinks. A yellow arrow points from the text on the left to a green button labeled 'SCHOOL FEE DEPOSIT - LINK FOR SBI' in the School Weblinks section. Other buttons in the School Weblinks section include 'Online Registration for Admission', 'CBSE Board Results', and 'Admission Process & Prospectus'. The Downloads section contains links for 'Demolite - Alumni Brochure', 'D M School Brochure', 'In-charges of school curricular activities 2019-20', and 'LIST OF SELECTED CANDIDATES FOR ADMISSION TO CLASS I 2019 20'. The Announcements section contains a notice regarding re-admission in Class XI for the session 2019-20 to the vacant seats. The website is accessed via a browser at the URL dmsbhopal.edu.in/English-Homepage.

STEP 2. TICK ON THE BOX "I HAVE READ AND ACCEPTED THE TERMS AND CONDITION STATED ABOVE" AND CLICK ON PROCEED FOR FURTHER PROCESS.

State Bank of India (SBI) online payment portal interface. The page displays the SBI logo, navigation links, and a banner for "STATE BANK COLLECT A MULTI-MODAL PAYMENT PORTAL". Below the banner is a "DISCLAIMER CLAUSE" section with several terms of use. A yellow arrow points to a checkbox labeled "I have read and accepted the terms and conditions stated above." which is currently unchecked. Below the checkbox is a "Proceed" button.

Products & Services Know More

STATE BANK COLLECT
A MULTI-MODAL PAYMENT PORTAL

DISCLAIMER CLAUSE

Terms Used

- > Corporate Customer: Firm/Company/Institution (F/C/I) collecting payment from their beneficiaries.
- > User: The beneficiary making a payment to F/C/I for the services/goods availed.
- > Bank shall not be responsible, in any way, for the quality or merchantability of any product/merchandise or any of the services related thereto, whatsoever, offered to the User by the Corporate Customer. Any disputes regarding the same or delivery of the Service or otherwise will be settled between Corporate Customer and the User and Bank shall not be a party to any such dispute. Any request for refund by the User on any grounds whatsoever should be taken up directly with the Corporate Customer and the Bank will not be concerned with such a request.
- > Bank takes no responsibility in respect of the services provided and User shall not be entitled to make any claim against the Bank for deficiency in the services provided by the Corporate Customer.
- > The User shall not publish, display, upload or transmit any information prohibited under Rule 3(2) of the Information Technology (Intermediaries guidelines) Rules, 2011.
- > In case of non-compliance of the terms and conditions of usage by the User, the Bank has the right to immediately terminate the access or usage rights of the User to the computer resource of the Bank and remove the non-compliant information.

I have read and accepted the terms and conditions stated above.
(Click Check Box to proceed for payment.)

Proceed

© State Bank of India Privacy Statement | Disclosure | Terms of Use

STEP 3. IN THE SHOW PAGE
SELECT “MADHYA PRADESH” FROM
DROP DOWN IN “STATE OF CORPORATE
INSTITUTION” AND SELECT
“EDUCATIONAL INSTITUTIONS” IN
“TYPE OF CORPORATE INSTITUTION”

State Bank Collect

State Bank Collect / State Bank Collect

State Bank Collect 28-Aug-2019 [11:36 AM IST]

Select State and Type of Corporate / Institution

State of Corporate / Institution * ---- Select State ----

Type of Corporate / Institution * ---- Select Type ----

Go

- Mandatory fields are marked with an asterisk (*)
- State Bank Collect is a unique service for paying online to educational institutions, temples, charities and/or any other corporates/institutions who maintain their accounts with the Bank.

© State Bank of India Privacy Statement Disclosure Terms of Use

STEP 4. SELECT “DEMONSTRATION
MULTIPURPOSE SCHOOL, BHOPAL”
FROM DROP DOWN IN “EDUCATIONAL
INSTITUTIONS NAME”

STEP 5. SELECT FEE CATEGORY AS
“FEES” IN AFTER SUBMITTING STEP 4

State Bank of India (SBI) online portal showing the "State Bank Collect" page. The page displays the SBI logo, navigation tabs for "State Bank Collect" and "State Bank Mops", and a breadcrumb trail. The main content area is titled "State Bank Collect" and shows a date of "28-Aug-2019 [11:31 AM IST]". Below this, there is a section for "Select from Educational Institutions" with a form field labeled "Educational Institutions Name *". The dropdown menu in this field is highlighted with a yellow circle and contains the text "-- Select Educational Institutions --". Below the form field are "Submit" and "Back" buttons. A red error message at the bottom states "Mandatory fields are marked with an asterisk (*)". The footer includes the SBI logo, copyright information, and links for "Privacy Statement", "Disclosure", and "Terms of Use".

STEP 6. FILL ALL THE DETAILS
IN THE GIVEN FORM CORRECTLY
SO AS TO PREVENT FROM ANY
FURTHER INCONVENIENCE

Provide details of payment

Select Payment Category * FEES

Name OF Student *

Name of Father *

Name of Mother *

Category * --Select Category--

Class *

FEE *

Remarks

- PLEASE PRINT CHALLAN AND SUBMIT TO SCHOOL

Please enter your Name, Date of Birth (For Personal Banking) / Incorporation (For Corporate Banking) & Mobile Number. This is required to reprint your e-receipt / remittance(PAP) form, if the need arises.

Name *

Date Of Birth / Incorporation *

Mobile Number *

Email Id

Enter the text as shown in the image * 65198



STEP 7. AFTER SUBMITTING ABOVE DETAILS “CONFIRM” DETAILS IN THE POP-UP PAGE. A SCREEN WILL OPEN WITH VARIOUS PAYMENT OPTION CHOOSE SUITABLE “PAYMENT OPTION” FOR PAYMENT OF THE SAME.

PAYMENT OPTIONS EXAMPLE: CHARGES WILL BE MENTIONED AS APPLICABLE

1. NET BANKING
2. CARD PAYMENT
3. OTHER PAYMENTS MODES




A RECEIPT WILL GENERATE THEREAFTER, TAKE PRINT OF RECEIPT AND SUBMIT IT IN D M SCHOOL WITHOUT FAIL.

Net Banking




 State Bank of India Bank Charges: Rs 11.8 Click Here	 Other Banks Internet Banking Bank Charges: Rs 17.7 Click Here
---	--

Card Payments

This payment mode is not available between 23:30 hours IST and 00:30 hours IST

 State Bank ATM-cum-Debit Card Bank Charges: Rs 0.0 Click Here	 Other Banks Debit Cards Bank Charges: Rs 0.0 Click Here	 Credit Cards Bank Charges: Rs 12.98 Click Here
---	---	--

Other Payments Modes

 SBI Branch Bank Charges: Rs 59.0 Click Here	 NEFT/RTGS Bank Charges: Rs 15.0 Click Here	<p>UPI is not available between 22:30 hours IST and 23:30 hours IST</p>  UPI Bank Charges: Rs 11.8 Click Here
--	---	---